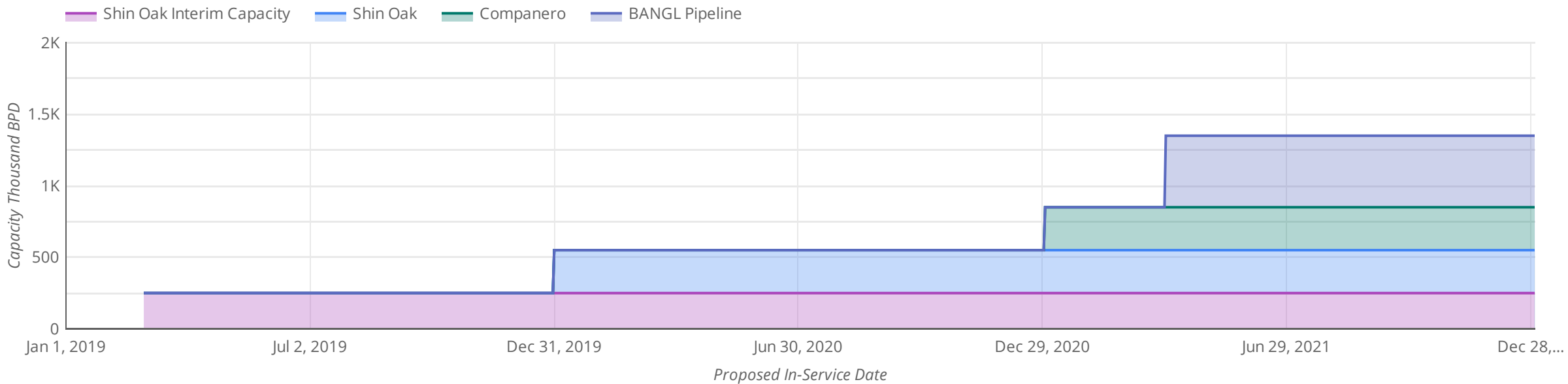
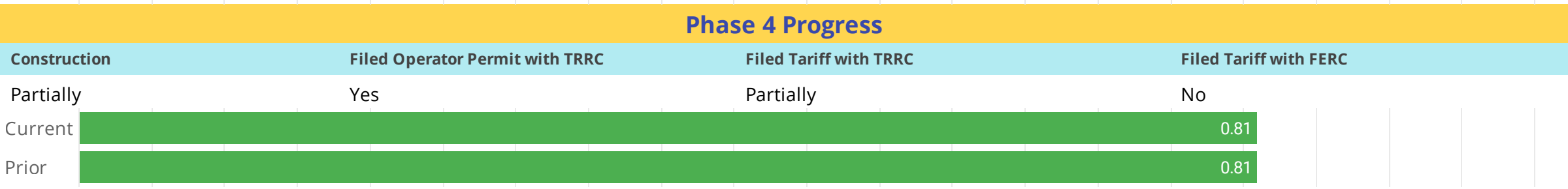
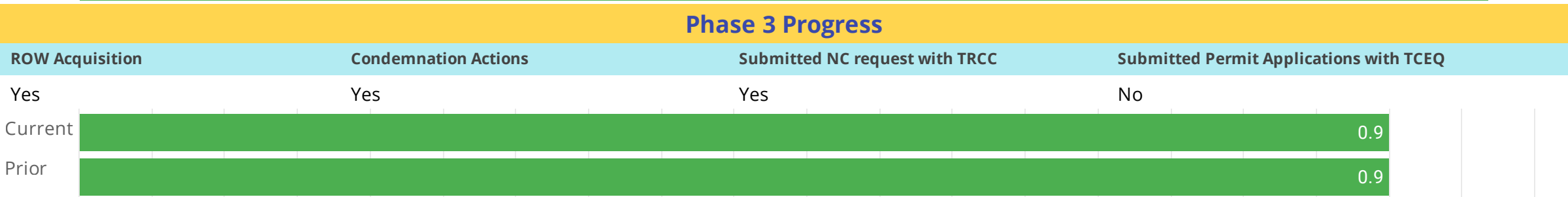
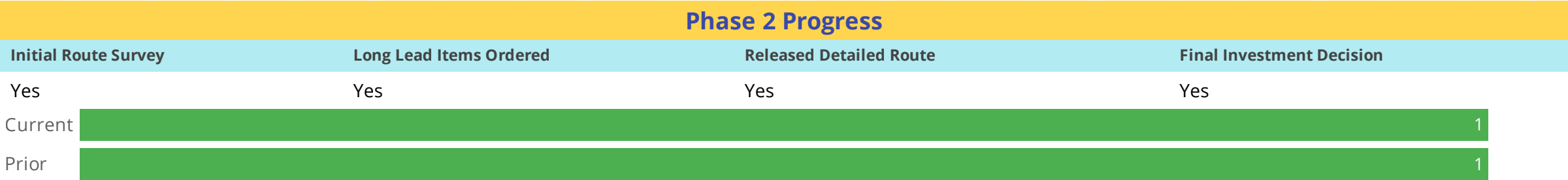
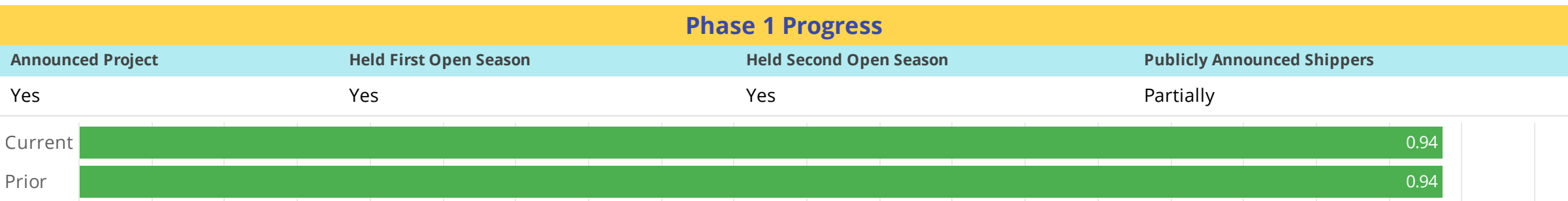


Project Name	Owners	Status	Announced Shippers	Project Commitment Score
Shin Oak	Enterprise Products Partners L.P. (67%) Altus (33%)	Shin Oak completed mainline construction and commenced interim service in February of 2019	Apache Corp., 205,000 bpd	91
Companero	Permico Midstream Partners, LLC	Filed new construction report with TRRC in August with authority to begin construction on September 16, 2019	None	26
BANGL Pipeline	MPLX, White Water Midstream	Has announced project, but not yet made FID	None	1

Capacity Coming Online



Key Development	Diameter of Pipeline	Estimated Cost
Project expects ramp up to 350 MBPD by September 30 and full 550 MBPD by December 31. Otherwise no major developments in August.	24	1.6 Billion
	Pipeline Miles	Key Receipt Points
	658	Hobbs NGL Fractionation and Storage Facility
Proposed In-Service Date	Key Delivery Points	Mont Belvieu



Key Development	Diameter of Pipeline	Estimated Cost
Moved substantially forward in August with filings at TRRC, project includes 545 mile mainline and 105 mile Midland lateral	24	Undisclosed
	Pipeline Miles	Key Receipt Points
	650	Permian and Eagle Ford Basins
	Proposed In-Service Date	Key Delivery Points
	Dec 31, 2020	El Centro Fractionator in Corpus Christi

Phase 1 Progress

Announced Project	Held First Open Season	Held Second Open Season	Publicly Announced Shippers
Yes	No	No	No
Current			
Prior			

Phase 2 Progress

Initial Route Survey	Long Lead Items Ordered	Released Detailed Route	Final Investment Decision
Yes	No	Yes	No
Current			
Prior			

Phase 3 Progress

ROW Acquisition	Condemnation Actions	Submitted NC request with TRCC	Submitted Permit Applications with TCEQ
No	No	Yes	No
Current			
Prior			

Phase 4 Progress

Construction	Filed Operator Permit with TRRC	Filed Tariff with TRRC	Filed Tariff with FERC
No	Yes	No	No
Current			
Prior			

BANGL Pipeline

Project Commitment Score

1

Prior Project Commitment Score

1



Key Development	Diameter of Pipeline	Estimated Cost
No material developments in August	24	Undisclosed
	Pipeline Miles	Key Receipt Points
	400	Permian Basin
	Proposed In-Service Date	Key Delivery Points
	Mar 31, 2021	Gulf Coast

Phase 1 Progress			
Announced Project	Held First Open Season	Held Second Open Season	Publicly Announced Shippers
Yes	No	No	No
Current	<div style="width: 0.1; height: 10px; background-color: green;"></div> 0.1		
Prior	<div style="width: 0.1; height: 10px; background-color: green;"></div> 0.1		

Phase 2 Progress			
Initial Route Survey	Long Lead Items Ordered	Released Detailed Route	Final Investment Decision
No	No	No	No
Current	<div style="width: 0; height: 10px; background-color: green;"></div> 0		
Prior	<div style="width: 0; height: 10px; background-color: green;"></div> 0		

Phase 3 Progress			
ROW Acquisition	Condemnation Actions	Submitted NC request with TRCC	Submitted Permit Applications with TCEQ
No	No	No	No
Current	<div style="width: 0; height: 10px; background-color: green;"></div> 0		
Prior	<div style="width: 0; height: 10px; background-color: green;"></div> 0		

Phase 4 Progress			
Construction	Filed Operator Permit with TRRC	Filed Tariff with TRRC	Filed Tariff with FERC
No	No	No	No
Current	<div style="width: 0; height: 10px; background-color: green;"></div> 0		
Prior	<div style="width: 0; height: 10px; background-color: green;"></div> 0		

Because intrastate projects in Texas lack the level of historical data available for FERC interstate projects, our method for monitoring Permian projects cannot mirror our FERC projects methodology. Instead, we have developed and are monitoring a list of 16 different activities we believe are the best indicators of a developer's commitment to completing a project. The table below lists all 16 elements and the maximum value that is ascribed to each one. A score of 100 would be achieved once the project goes into service.

Phase 1 Progress

Activity	Announced Project	Held First Open Season	Held Second Open Season	Publicly Announced Shippers
Max Score	1	3	5	1

Phase 2 Progress

Activity	Initial Route Survey	Long Lead Items Ordered	Released Detailed Route	Final Investment Decision
Max Score	2	6	6	6

Phase 3 Progress

Activity	ROW Acquisition	Condemnation Actions	Submitted NC request with TRCC	Submitted Permit Applications with TCEQ
Max Score	15	15	15	5

Phase 4 Progress

Activity	Construction	Filed Operator Permit with TRRC	Filed Tariff with TRRC	Filed Tariff with FERC
Max Score	14	2	2	2